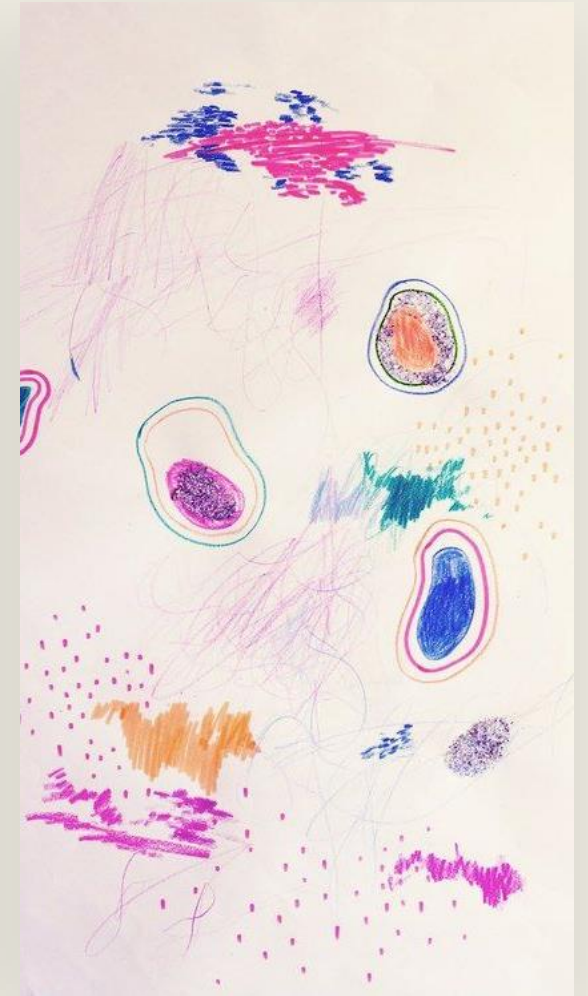




Summer Independant Learning

- Independent gallery vis / a place relating to theme **A01**
- 4 drawings from vis **A03**
- Primary photoshoot minimum 30 **A02**
- 4 line drawings from photoshoot **A03**
- **Mini sketchbook**



Examples of drawings



Gallery / place visit template

Name of gallery / place
<div>Mood board of images you took</div>

Fave artwork / image	3 blue box analysis
Image	
Fave artwork / image	3 blue box analysis
Image	
Fave artwork / image	3 blue box analysis
Image	

Gallery / place visit template cont.

Artist analysis in-
depth / place
analysis

Large photo

3 blue boxes
3 traffic light boxes

Or

Explain why you've chosen this
place, personal to you, thoughts
and feelings whilst you were there,
how does it relate to your project,
what ideas have you got from this
place, who did you go with

4 observational
drawings from gallery /
place

Photoshoot template

Colour pallet
collage

Zoomed in pic of
image to capture
detail

Physical edit

30 images as a contact sheet
(may want to tie in)

4 observational line
drawings from images

Photoshoot template cont.



Best image edited and printed big



Best image edited and printed big

What to include in your mini sketchbook

- Test samples
- Colour pallet swatches
- Fabric collections
- Little annotations/plans
- Fashion illustrations/ideas
- Drawings
- Mark making
- Pressed objects e.g., flowers, rubbish, paper collections, yarn
- Make it your own
- ncdtextiles on Pinterest (mini sketchbook idea board)

