

# BTEC Applied Science

## Extended Certificate

### SIL

## Y12 into Y13

### **Part 1 – Compulsory Content**

There are 3 sections to the compulsory content (Biology, Physics and Chemistry)

For each section.

1. Watch the videos and use to make flashcards / similar resources, so you can use them to test yourself (metacognition)
2. Complete the follow up questions
3. Mark the questions (mark scheme at the end of the document)
4. The mark Scheme is at the end of the document, please check your answers after completing the questions.

### **Part 2 – Highly Recommended**

There are 2 sections to the highly recommended content (maths and practical skills)

## **Part 1 – Compulsory Content**

### **Biology – Enzymes**

#### **Protein structure**

**Watch the videos:**

**From 7:20 – 10:50**



<https://www.youtube.com/watch?v=QFq9o72Qal8&list=PL0Mjub5NT755dp8xUfC-yoXlbPTcjVM1i&index=7>

**What is the general structure of an amino acid?**

**How do two amino acids form a dipeptide?**

**Describe the following protein structures:**

**Primary Structure**

**Secondary Structure**

**Tertiary Structure**

**Describe the role of hydrogen bonds, ionic bonds and disulfide bridges in the structure of proteins**

### **Enzymes**

<https://www.bbc.co.uk/bitesize/guides/z88hcj6/revision/1>



### **Enzyme definitions.**

This section revises many of the key terms for GCSE to do with enzyme

structure and function. A GCSE level question follows to assess your understanding. Whilst most of the definitions are from the GCSE specification you may find that some are unfamiliar to you.

**Define these key words.**

Enzyme:

Active site:

Substrate:

Activation energy:

Denature:

**Q1.** (a) Enzymes are used in body cells.

(i) What is an enzyme?

Draw a ring around the correct answer.

<b>antibody</b>	<b>biological catalyst</b>	<b>hormone</b>
-----------------	----------------------------	----------------

**(1)**

(ii) All enzymes are made of the same type of substance.

What is this substance?

Draw a ring around the correct answer.

<b>carbohydrate</b>	<b>fat</b>	<b>protein</b>
---------------------	------------	----------------

**(1)**

(iii) Where is the enzyme amylase produced in the human body?

Draw a ring around the correct answer.

<b>liver</b>	<b>salivary glands</b>	<b>stomach</b>
--------------	------------------------	----------------

**(1)**

(b) Enzymes are sometimes used in industry.

Draw **one** line from each enzyme to the correct industrial use of that enzyme.

Enzyme	Industrial use
Carbohydrase	Changes starch into sugars
Isomerase	Removes grease stains from clothes
Protease	Pre-digests proteins in some baby foods
	Changes glucose syrup into fructose syrup

### Interpreting enzyme graphs.

This section requires you to explain how different conditions affect enzyme activity.

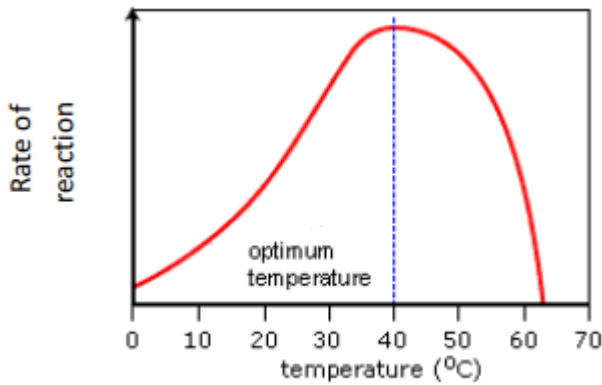
Using the following link from our YouTube channel, watch the video and annotate each of the graphs.

You need to **explain** the shape of each graph in terms of enzyme activity.

<https://www.youtube.com/watch?v=Pk3Lb2UHVcA&list=PL0Mjub5NT755dp8xUfC-yoXlbPTcjVM1i&index=9&t=0s>



**Q1. Change in temperature.**



.....

.....

.....

.....

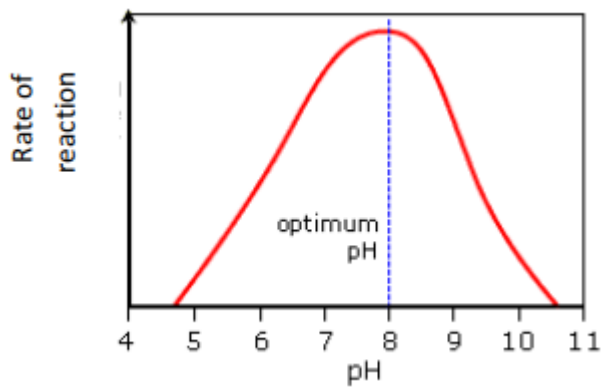
.....

.....

.....

.....

**Q2. Change in pH.**



.....

.....

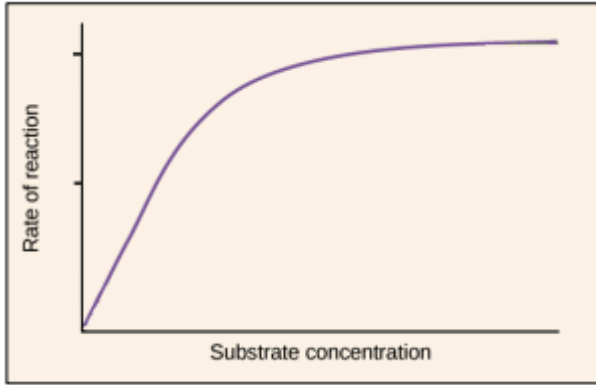
.....

.....

.....

.....

**Q3. Change substrate concentration.**



.....

.....

.....

.....

.....

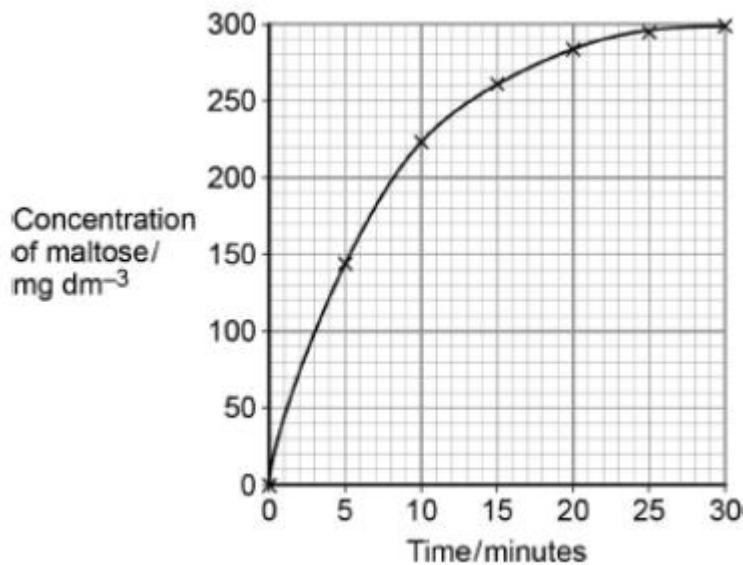
.....

.....

.....

**Q4.** A scientist investigated the hydrolysis of starch. He added amylase to a suspension of starch and measured the concentration of maltose in the reaction mixture at regular intervals.

His results are shown in the graph below.



Explain the results shown in the graph.

.....

.....

.....

.....

.....

.....

.....

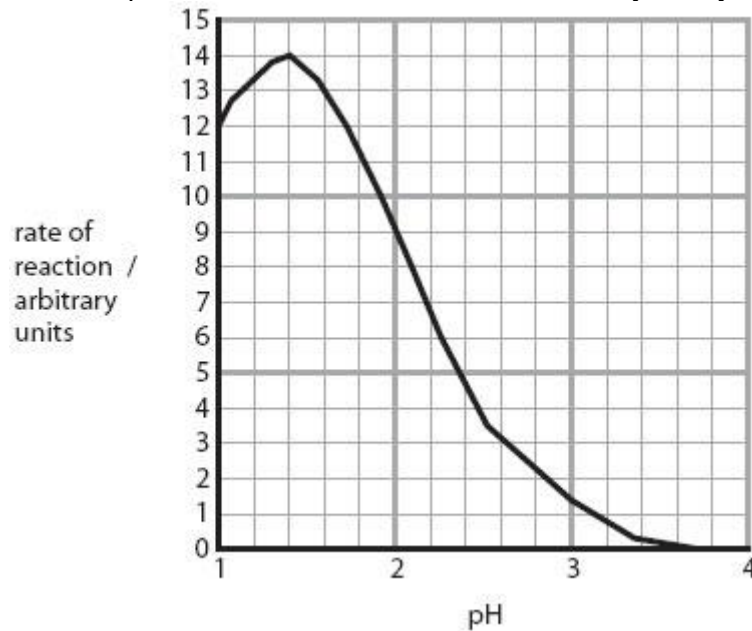
**(2)**



**Questions**

**Q1.**

The graph shows how pH affects the rate of the reaction catalysed by enzyme R.



(i) Name enzyme R.

(1)

.....

(ii) The rate of reaction can be determined by measuring how quickly molecule W is formed. Name molecule W.

(1)

.....

(iii) Calculate the difference in the rate of the reaction between pH 1 and pH 2.

(2)

.....

(iv) Suggest why this enzyme works better at pH 1 than at pH 2.

(2)

.....  
 .....  
 .....  
 .....

**Q2.**

Complete the sentences by putting a cross (☒) in the box next to your answer.

(i) Enzymes are

(1)

- A cells
- B hormones
- C proteins
- D sugars

(ii) An enzyme is a biological catalyst that

(1)

- A slows down all chemical reactions
- B speeds up a chemical reaction
- C prevents all chemical reactions taking place
- D has no effect on a chemical reaction

**Q3.**

(a) Complete the sentences by putting a cross (☒) in the box next to your answer.

(i) Enzymes are

(1)

- A cells
- B hormones
- C proteins
- D sugars

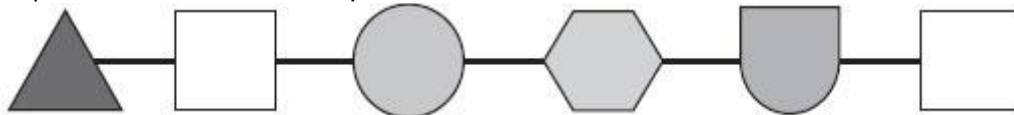
(ii) An enzyme is a biological catalyst that

(1)

- A slows down all chemical reactions
- B speeds up a chemical reaction
- C prevents all chemical reactions taking place
- D has no effect on a chemical reaction

(b) The diagrams show two sequences of six amino acids.

Sequence 1 is found in an enzyme called catalase.



Sequence 2 is found in an enzyme called amylase.



(i) Suggest how the structures of the enzymes, catalase and amylase, are different from each other.

(2)

.....

.....

.....



Q4.

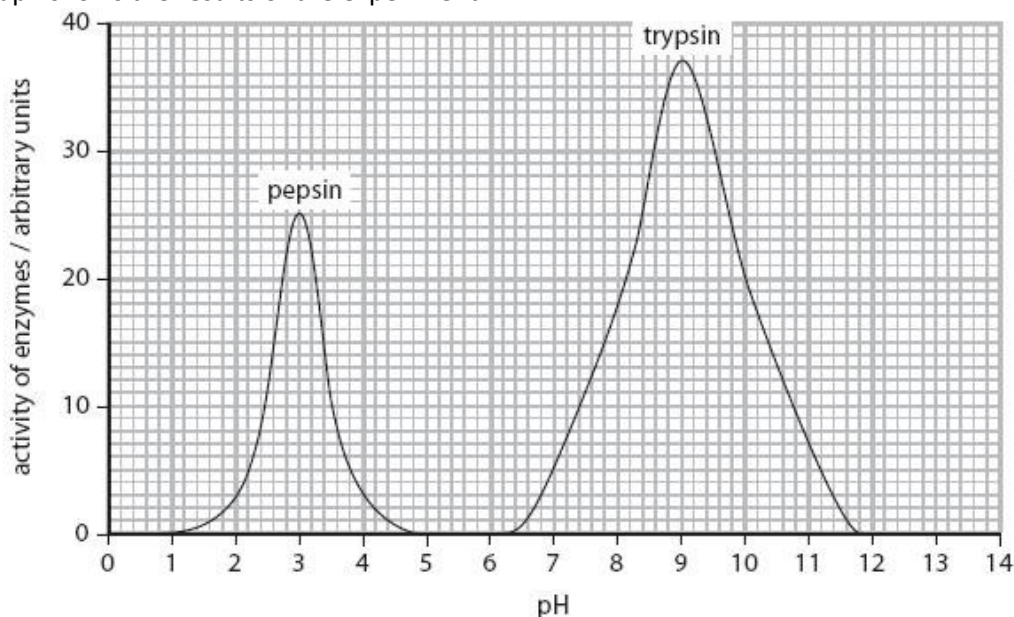
(i) Complete the sentence by putting a cross (☒) in the box next to your answer.  
Pepsin is an enzyme that digests protein into

(1)

- A amino acids
- B fatty acids
- C glucose
- D glycerol

(ii) An experiment was carried out to investigate the effect of pH on the activity of pepsin and another enzyme called trypsin.

The graph shows the results of the experiment.



Complete the sentence by putting a cross (☒) in the box next to your answer.

The graph shows that

(1)

- A pepsin only works at a pH of 3
- B pepsin has an optimum pH of 3
- C trypsin only works at a pH of 3
- D trypsin has an optimum pH of 3

(iii) Using the graph, describe **two** ways in which the activity of pepsin is different to the activity of trypsin.

(2)

1 .....

.....

.....

.....

(iv) Explain why the activity of trypsin is different at pH 11 compared to pH 9.

(2)

.....

.....

.....

---

## Section B – Physics – Circuits

GCSE bitesize

<https://www.bbc.co.uk/bitesize/guides/zgvq4qt/revision/1>



Intro to circuits

<https://www.youtube.com/watch?v=R3hdaLpq2AA>



V=IR

<https://www.youtube.com/watch?v=hRojfU77c38>



Power = work done / time

<https://www.youtube.com/watch?v=kCJUzdCBok0&list=PLidggIGKox7UVC-8WC9djoeBzwxPeXph7&index=7>



**Q1.**

**Figure 1** shows a person using an electric lawn mower.

**Figure 1**



(a) The lawn mower is connected to the mains electricity supply.

What is the frequency of the mains electricity supply in the UK?

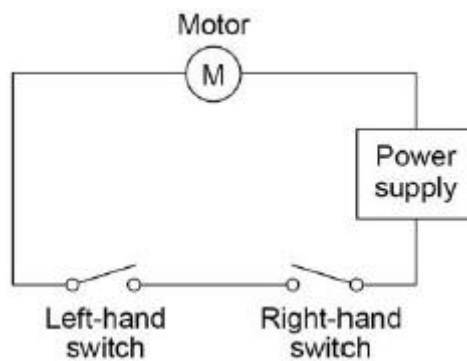
Frequency = \_\_\_\_\_ Unit \_\_\_\_\_

(2)

The lawn mower has a switch on each side of the handle.

Figure 2 shows the circuit diagram for the lawn mower.

Figure 2



(b) The motor in the lawn mower can only be turned on when the person using it holds the handle of the lawn mower with both hands.

Explain why.

---



---



---



---

(2)

(c) The power input to the motor is 1.8 kW

The resistance of the motor is  $32 \Omega$

Calculate the current in the motor.

---



---



---

Current = \_\_\_\_\_ A

(3)

- (d) The useful power output from the motor is 1.5 kW

Calculate the time it takes for the motor to transfer 450 000 J of useful energy.

---

---

---

Time = \_\_\_\_\_ seconds

(3)

(Total 10 marks)

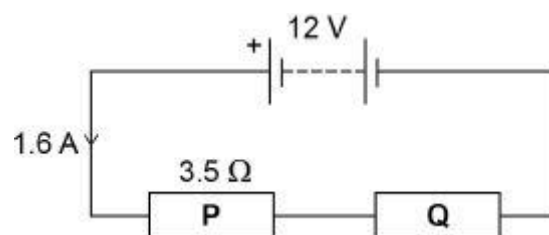
**Q2.**

- (a) Draw a diagram to show how 1.5 V cells should be connected together to give a potential difference of 4.5 V.

Use the correct circuit symbol for a cell.

(2)

A student built the circuit shown in the diagram below.



(b) Calculate the total resistance of the circuit in the diagram above.

Use the equation:

$$\text{resistance} = \frac{\text{potential difference}}{\text{current}}$$

---

---

---

---

Total resistance = \_\_\_\_\_  $\Omega$

(2)

(c) The resistance of **P** is 3.5  $\Omega$ .

Calculate the resistance of **Q**.

---

---

---

---

Resistance of **Q** = \_\_\_\_\_  $\Omega$

(1)

(d) The student connects the two resistors in the diagram above in parallel.

What happens to the total resistance of the circuit?

Tick **one** box.

It decreases

It increases

It does not change

(1)



Give a reason for your answer.

---

---

---

---

(1)  
(Total 7 marks)

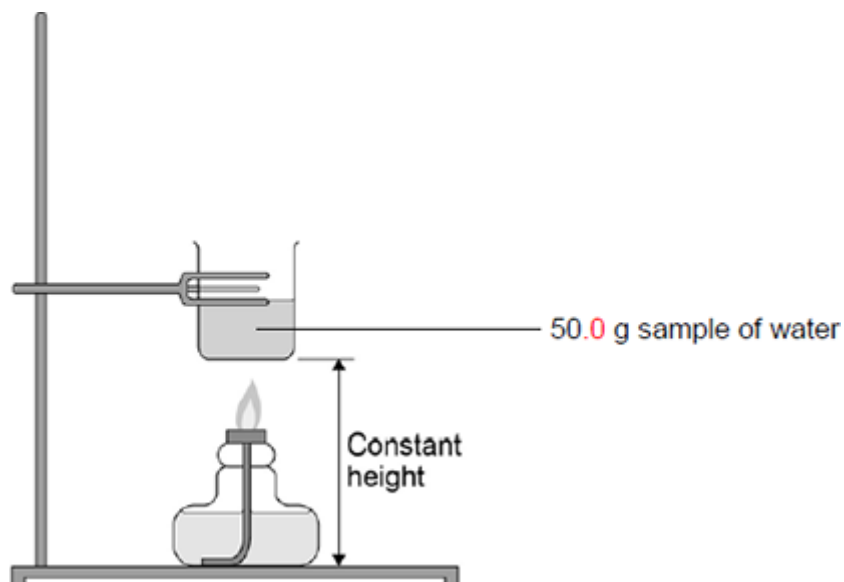
## Section C – Chemistry – Fuels

[https://www.youtube.com/watch?v=weKJ3\\_WbZ0Q](https://www.youtube.com/watch?v=weKJ3_WbZ0Q)



Q1.

The figure below shows apparatus used in an experiment to determine the enthalpy of combustion of leaf alcohol.



The alcohol is placed in a spirit burner and weighed. The burner is lit and the alcohol allowed to burn for a few minutes. The flame is extinguished and the burner is re-weighed. The temperature of the water is recorded before and after heating.

The following table shows the results obtained.

Initial mass of spirit burner and alcohol / g	56.38
Final mass of spirit burner and alcohol / g	55.84
Initial temperature of water / °C	20.7
Final temperature of water / °C	40.8

- (b) Use the results from the table above to calculate a value for the enthalpy of combustion of leaf alcohol. Give units in your answer.  
 (The specific heat capacity of water is  $4.18 \text{ J K}^{-1} \text{ g}^{-1}$ )

Enthalpy of combustion = \_\_\_\_\_ Units = \_\_\_\_\_

(4)

- (c) State how your answer to part (b) is likely to differ from the value quoted in reference sources.

Give **one** reason for your answer.

---



---



---



---



---

(2)

- (d) A 50.0 g sample of water was used in this experiment.

Explain how you could measure out this mass of water without using a balance.

---



---



---



---

(2)

(Total 9 marks)

## Part 2 – Highly Recommended Content

### Maths

#### Calculating Rate

This section requires you to understand how to calculate rates change from given data. This is a common skill required in exams. Read the worked examples and complete the questions.

You **MUST** show your working.

You may wish to watch the

[https://www.youtube.com/watch?v=CbfxFBfB7kk&list=PL0Mjub5NT756MyHewhXhdRSlygaF\\_woF3&index=4&t=0s](https://www.youtube.com/watch?v=CbfxFBfB7kk&list=PL0Mjub5NT756MyHewhXhdRSlygaF_woF3&index=4&t=0s) **from 3:55** video on the NCP Biology You tube channel in order to help you with the follow section.

Rate just means 'change per unit time'. To calculate rate, you divide by time.

#### Worked Examples:

A. A heart beats 3240 times in 45 minutes. Calculate the heart rate in beats/min.

$$\text{Heart rate} = \frac{3240}{45} = 72 \text{ beats/min}$$

B. In an experiment to demonstrate water uptake by a leaf, volume of water taken up over a 12 hour period was measured over 5 days. The results were: 24 cm<sup>3</sup>; 21 cm<sup>3</sup>; 30 cm<sup>3</sup>; 28 cm<sup>3</sup> and 26 cm<sup>3</sup>. Calculate the mean rate of water uptake per hour.

Mean rate of water uptake = total volume taken up / time

$$= (24 + 21 + 30 + 28 + 26) / (5 \times 12) = 21.5 \text{ cm}^3$$

### Calculating the rate when the line is a curve


Sometimes the rate of a reaction changes **over time** eg. as substrate is used up in an enzyme controlled reaction. To calculate rate at a point on a curve we need to draw a tangent to the curve at that point. We can then calculate rate using the tangent line

*Draw a tangent to the curve. To calculate the gradient, change in Y axis divided by change in time (shown on the X axis).*

[https://www.youtube.com/watch?v=CbfxFBfB7kk&list=PLOMjub5NT756MyHewhXhdRSlygaF\\_woF3&index=4&t=0s](https://www.youtube.com/watch?v=CbfxFBfB7kk&list=PLOMjub5NT756MyHewhXhdRSlygaF_woF3&index=4&t=0s) **from 19:30**

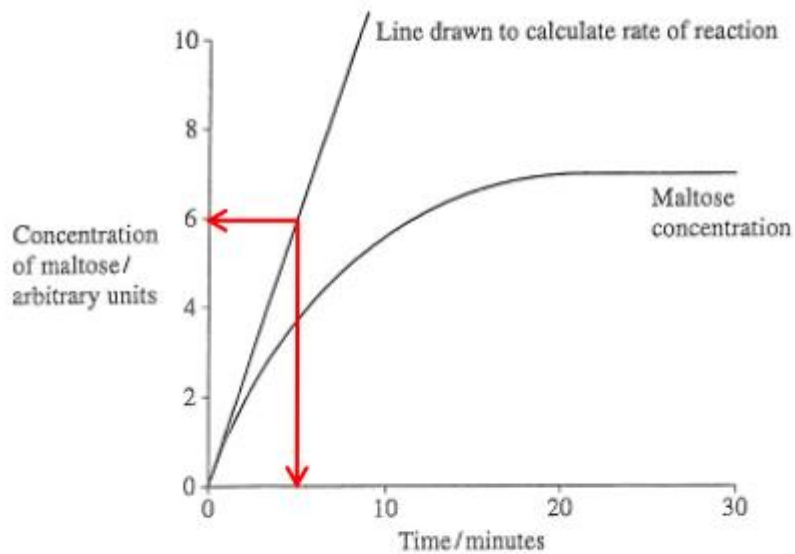
### Example

8 Amylase is an enzyme. It catalyses the reaction



Students mixed a starch solution with amylase. They recorded the concentration of maltose at intervals for 30 minutes. Figure 1 shows their results.

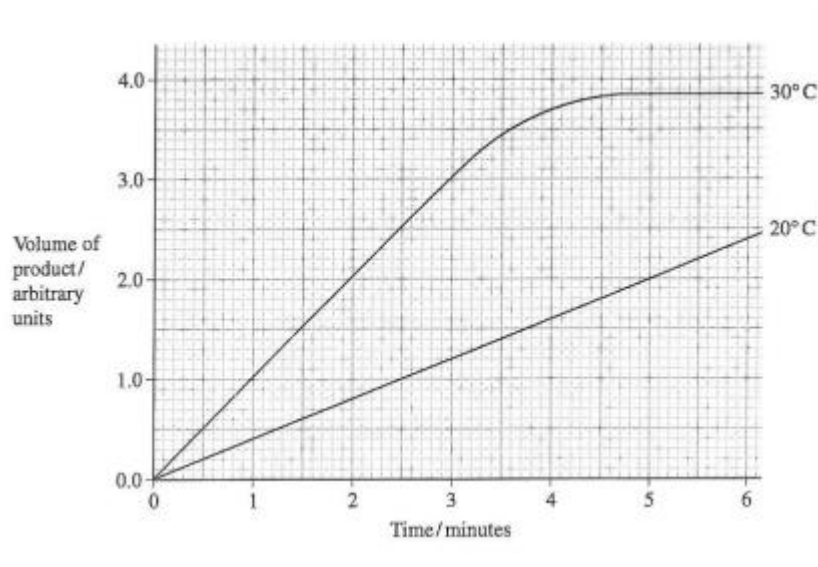
Figure 1



$$\text{Rate} = \frac{\text{value on y axis}}{\text{time on x axis}} = \frac{6 \text{ AU}}{5 \text{ mins}} = 1.2 \text{ AUmin}^{-1}$$

## Practice Questions

### Q1.



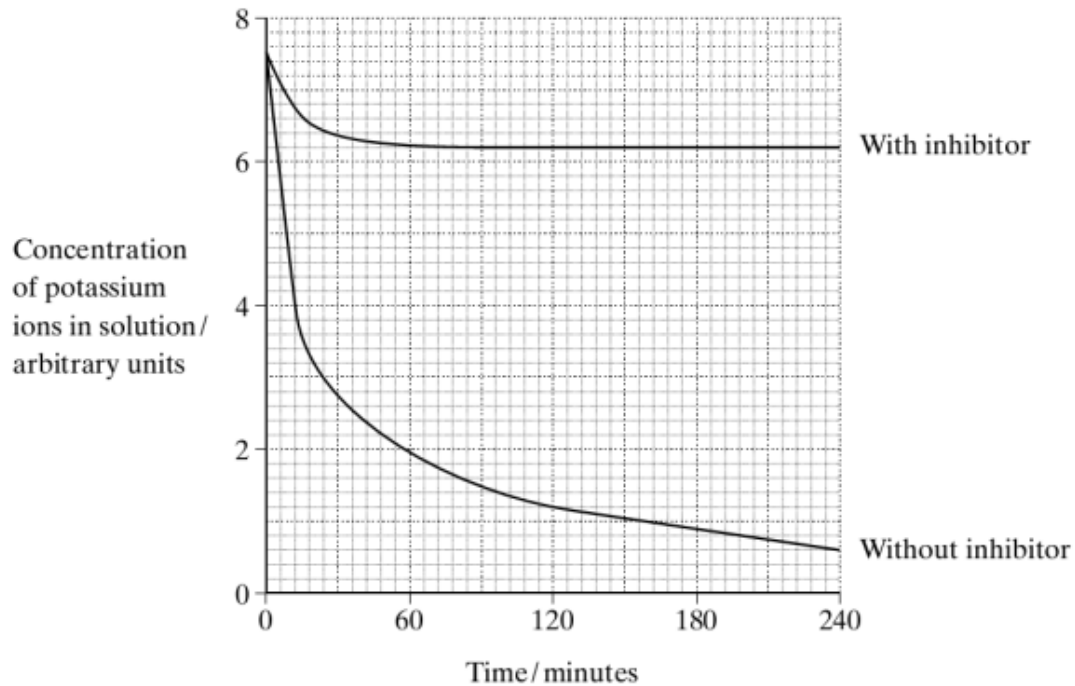
Calculate the rate of reaction of the enzyme at 4 minutes at

i) 20°C

ii) 30°C

**Q2.**

Two samples of the roots of pea plants were placed in solutions containing potassium ions. An inhibitor to prevent respiration was added to one solution. The concentrations of potassium ions in the two solutions were measured at regular intervals. The graph shows the results.



i) Calculate the initial rate of uptake of potassium ions without inhibitor.

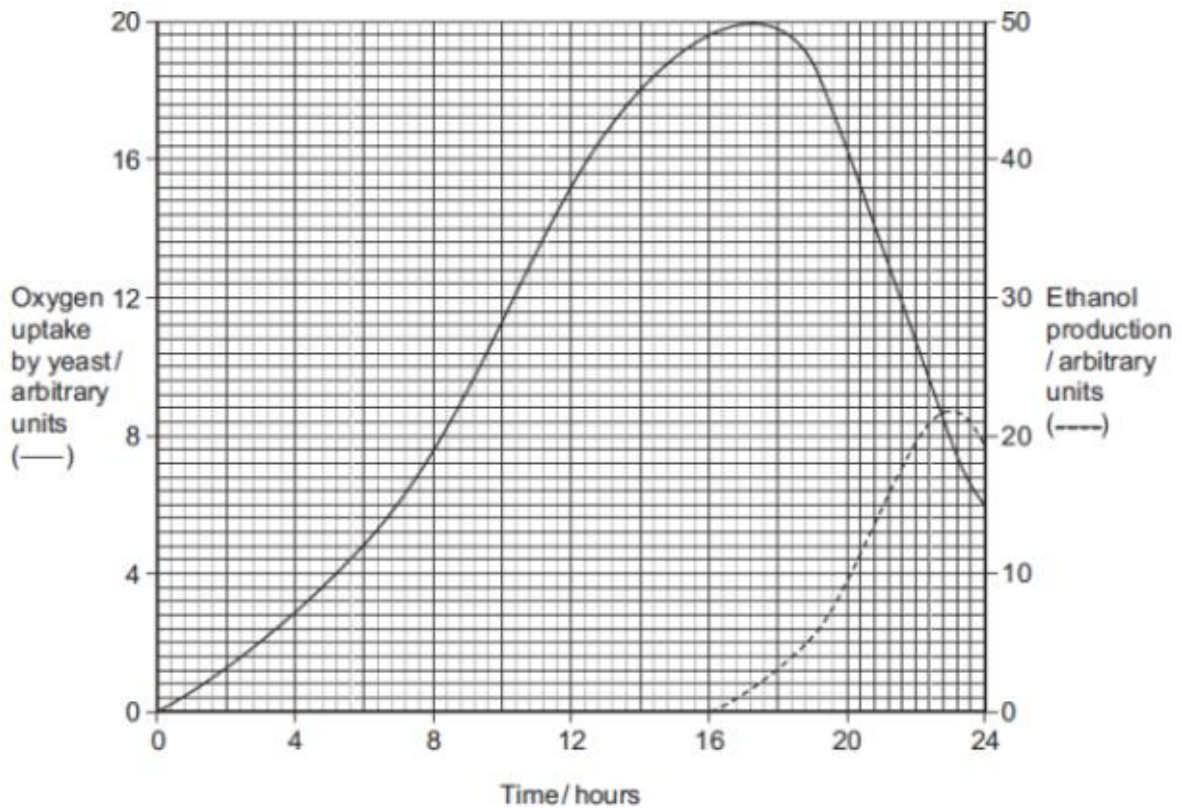
(1)

ii) Calculate the rate of uptake of potassium ions without inhibitor at 60 minutes.

(1)

**Q3.**

Yeast is a single-celled organism. A student investigated respiration in a population of yeast growing in a sealed container. His results are shown in the graph.



(a) Calculate the rate of oxygen uptake in arbitrary units per hour between 2 and 4 hours.


Answer ..... arbitrary units per hour  
**(1)**



## Practical Skills

1. The enzyme catalase reacts with hydrogen peroxide to produce oxygen.
  - a) Calculate the rate of reaction and fill in the table.
  - b) Plot a graph of concentration against rate.
  - c) Describe your results


Concentration of Enzyme / mol dm <sup>-3</sup>	Volume of oxygen produced in 5 minutes / cm <sup>3</sup>	Rate of reaction / cm <sup>3</sup> min <sup>-1</sup>
0	0	
0.05	2	
0.1	4	
0.2	8	
0.5	10	
1.0	10	



2. Use the information on burning fuels to answer the following:

alcohol	number of carbon atoms	energy released (kJ/mol)
methanol	1	726
ethanol	2	1367
propanol	3	2021
butanol	4	2676
pentanol	5	3329
hexanol	6	3984
heptanol	7	4638
octanol	8	5294

- Draw a graph of number of carbon atoms against energy released.
- Describe the trend seen
- Carry out research to explain the trend seen.



3.

Data Analysis

Physics: I-V Graphs

Electrical Circuits

Case Study A

Power of the light bulb (W)	Resistance of the LDR ( $\Omega$ )
20	4000
40	1700
60	1000
80	700
100	500

Case Study B

Distance from lamp to LDR (cm)	Resistance of the LDR ( $\Omega$ )			
	Trial 1	Trial 2	Trial 3	Mean
10	171	172	170	171
11	166	166	167	166
12	162	159	162	161
13	157	169	156	157
14	154	153	156	154


Based on the data that has been collected what hypothesis could the students have been investigating?

---



---

Draw a sketch graph of the results in Case Studies A and B.



Look at Case Study A. What conclusion can be made from the results? Give examples from the data.

---



---

Look at Case Study A. What would be an appropriate control variable for this experiment?

---

Look at Case Study B. What was the range of the independent variable?

---

Is this a suitable value for the range? Explain your answer.

---

---

Look at Case Studies A and B. Explain whether or not the results in Case Studies A and B are comparable. To gain full marks, your explanation should include appropriate examples from the results in Case Studies A and B.

---

---

---

How could the results from this investigation be useful?

---

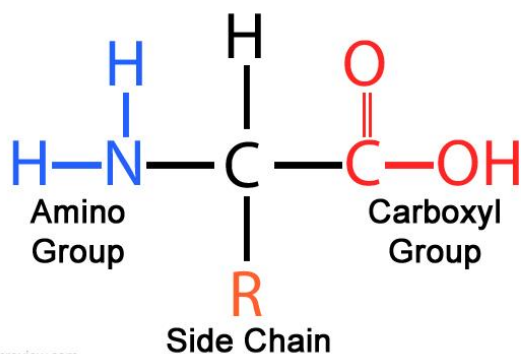
Mark Scheme

## Part 1

### Protein structure

What is the general structure of an amino acid?

## Amino Acid Structure



How do two amino acids form a dipeptide?

- **2 amino acids join via condensation reactions. Held together by a peptide bond**

**Describe the following protein structures:**

Primary structure: The sequence/order of amino acids that makes up the polypeptides of a protein.

Secondary structure: The way in which the chain of amino acids in a protein is folded. This forms alpha helix and Beta sheets. Structure held in place by hydrogen bonds

Tertiary structure: The further folding and coiling of the secondary structure to give the protein its 3D shape. Held in place by hydrogen, ionic and disulphide bonds. The tertiary structure is important e.g. the shape of an enzymes active site must be complementary shape to the substrate so they can fit.

**Describe the role of hydrogen bonds, ionic bonds and disulfide bridges in the structure of proteins?**

- Hydrogen bonds hold the alpha helix and Beta sheets in place in the secondary structure.
- **hydrogen bonds, ionic bonds and disulfide bridges hold the tertiary structure in place (keeps the protein in that shape)**

**Enzyme definitions.**

This section revises many of the key terms for GCSE to do with enzyme structure and function. A GCSE level question follows to assess your understanding. Whilst most of the definitions are from the GCSE specification you may find that some are unfamiliar to you.

**Define these key words.**

Enzyme: A protein that acts as a biological catalysts lowering the activation energy of a reaction to alter its speed.

Active site: The shape specific region of an enzyme that is complimentary to the substrate.

Substrate: A substance that is acted on by an enzyme. It is complimentary to the enzymes active site.

Activation energy: The energy required to bring about a reaction.

Denature: Permanent change in a proteins 3D shape due to unravelling of the amino acid chain.

**Q1. (a)** Enzymes are used in body cells.

- (i) What is an enzyme?

Draw a ring around the correct answer.

an antibody

a catalyst

a hormone

(1)

(ii) All enzymes are made of the same type of substance.

What is this substance?

Draw a ring around the correct answer.

carbohydrate

fat

protein

(1)

(iii) Where is the enzyme amylase produced in the human body?

Draw a ring around the correct answer.

liver

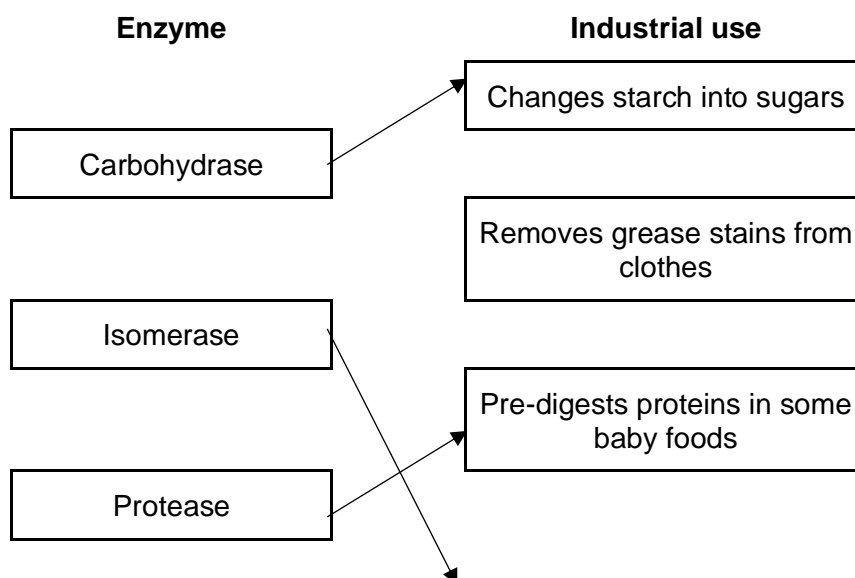
salivary glands

stomach

(1)

(b) Enzymes are sometimes used in industry.

Draw **one** line from each enzyme to the correct industrial use of that enzyme.

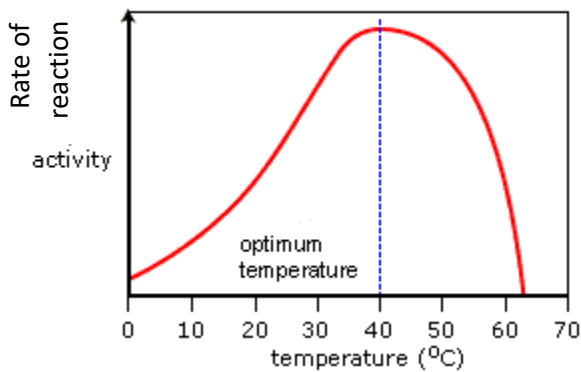


Changes glucose syrup into fructose syrup

(3)(Total 6 marks)

### Interpreting enzyme graphs.

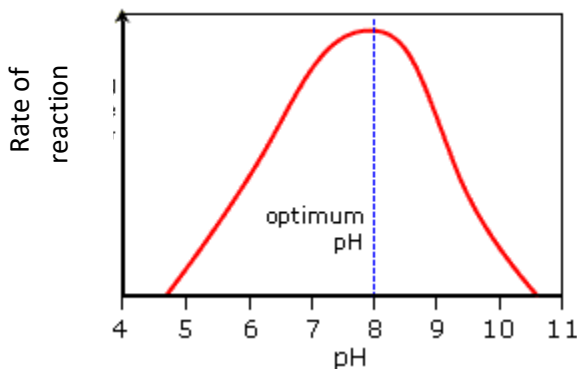
Q1.



#### Change in temperature.

As temperature increase the enzyme & substrate gain more kinetic energy. There are more frequent successful collision, this increases the rate of reaction to its optimum at 40°C. After this the increase in temperature causes H bonds to break. This means both the secondary and tertiary structures are lost and the enzymes active site is no longer complimentary to the substrate. The enzyme is denatured and the rate of reaction drops. No Enzyme substrate complexes can form.

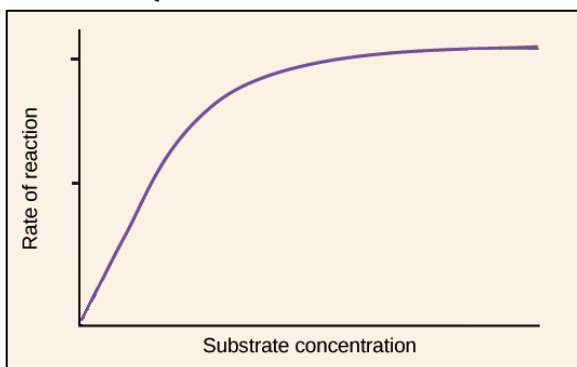
Q2.



#### Change in pH.

Any change in pH causes H bonds to break. This means both the secondary and tertiary structures are lost and the enzymes active site is no longer complimentary to the substrate. The enzyme is denatured and the rate of reaction drops. No Enzyme substrate complexes can form.

Q3.



#### Change substrate concentration.

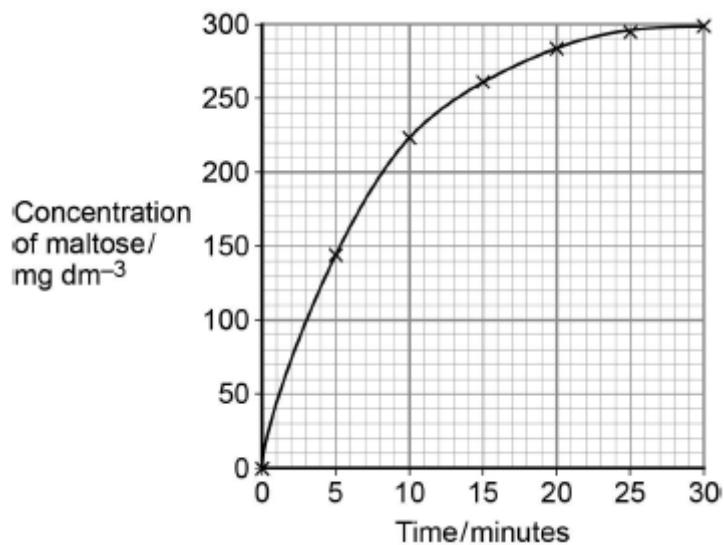
An increase in substrate increases rate of reaction as there is an increased chance in enzymes substrate complexes forming. At a certain substrate concentration the rate of reaction plateaus. This is due to the enzymes



active sites becoming saturated with substrate.

**Q4.** A scientist investigated the hydrolysis of starch. He added amylase to a suspension of starch and measured the concentration of maltose in the reaction mixture at regular intervals.

His results are shown in the graph below.



Explain the results shown in the graph.

1. (Rate of) increase in concentration of maltose slows as substrate/starch is used up  
**OR**  
 High initial rate as plenty of starch/substrate/more E-S complexes;  
*Reject ref. to amylase being used up*
2. No increase after 25 minutes/at end/levels off because no substrate/starch left;  
*Accept 'little'*  
*Ignore references to substrate a limiting factor*

(2)

## Biology questions

Q1.

	Answer	Acceptable answers	Mark

(i)	protease / pepsin	<b>Reject</b> any other enzyme given	(1)
(ii)	amino acid / amino acids		(1)
(iii)	<ul style="list-style-type: none"> <li>correct values read from graph (= 12 and 9) (1)</li> <li>3 arbitrary units (1)</li> </ul>	award 2 marks for correct answer with no working ecf ignore + and - signs	(2)
(iv)	Any <b>two</b> of the following points <ul style="list-style-type: none"> <li>at pH 2 the active site is distorted / enzyme changes shape / enzyme is denatured (1)</li> <li>so less successful collisions / less enzyme substrate complexes / enzyme cannot bind to substrate (1)</li> <li>optimum pH is 1.4 (1)</li> <li>pH 1 is closer to the enzyme's optimum pH (1)</li> </ul>	ignore any names of enzymes	(2)

**Q2.**

	<b>Answer</b>	<b>Acceptable answers</b>	<b>Mark</b>
(a)(i)	<b>C</b> proteins		(1)
(a)(ii)	<b>B</b> speeds up a chemical reaction		(1)

Q3.

	Answer	Acceptable answers	Mark
(a)(i)	C proteins		(1)
(a)(ii)	B speeds up a chemical reaction		(1)
(b)(i)	Any <b>two</b> from the following points <ul style="list-style-type: none"> <li>contain different amino acids (1)</li> <li>different sequence/order (of amino acids) (1)</li> </ul>	State a difference in an amino acid e.g. black circle in amylase	(2)
(b)(ii)	Any <b>two</b> from the following points <ul style="list-style-type: none"> <li>different shape (enzyme/protein)</li> <li>work with different substrates</li> <li>ref to active sites/lock and key (1)</li> </ul>	named substrates enzymes are specific	(2)

QWC	* (c)	Indicative Content	Mark
		An explanation including some of the following points <ul style="list-style-type: none"> <li>more oxygen given off at pH 7</li> <li>pH 7 is the optimum pH for this enzyme</li> <li>reaction is faster/enzyme more active in neutral solution</li> <li>very little oxygen given off at pH 5 and pH 9</li> <li>enzyme / catalase less active</li> <li>no oxygen given off at pH 1 and pH 14</li> <li>no enzyme activity</li> <li>enzyme denatured</li> <li>shape of active site is</li> </ul>	(6)

		<p>changed</p> <ul style="list-style-type: none"> <li>• due to strong acid / low pH/strong alkali / high pH</li> <li>• no longer binds to hydrogen peroxide / substrate</li> </ul>	
<b>Level</b>	<b>0</b>	No rewardable content	
<b>1</b>	<b>1 - 2</b>	<ul style="list-style-type: none"> <li>• a limited description is given on the results of the investigation that covers one aspect of the results e.g. identifies best pH or recognises when a reaction has or has not taken place.</li> <li>• the answer communicates ideas using simple language and uses limited scientific terminology</li> <li>• spelling, punctuation and grammar are used with limited accuracy</li> </ul>	
<b>2</b>	<b>3 - 4</b>	<ul style="list-style-type: none"> <li>• a simple explanation is given on at least one aspects of the results of the investigation <b>and</b> links this to enzyme activity e.g. enzymes work better at pH7 as more bubbles are released or inactive at pH1 as no bubbles are released.</li> <li>• the answer communicates ideas showing some evidence of clarity and organisation and uses scientific terminology appropriately</li> <li>• spelling, punctuation and grammar are used with some accuracy</li> </ul>	
<b>3</b>	<b>5 - 6</b>	<ul style="list-style-type: none"> <li>• a detailed explanation of how pH affects enzyme activity (linking this to number of bubbles/oxygen production) including reference to denaturation and/or shape change of enzyme/active site</li> <li>• the answer communicates ideas clearly and coherently uses a range of scientific terminology accurately</li> <li>• spelling, punctuation and grammar are used with few errors</li> </ul>	

**Q4.**

	<b>Answer</b>	<b>Acceptable answers</b>	<b>Mark</b>
(i)	<b>A</b> amino acids		<b>(1)</b>
(ii)	<b>B</b> pepsin has an		<b>(1)</b>

	optimum pH of 3		
(iii)	<p>A description including two from the following points</p> <ul style="list-style-type: none"> <li>• pepsin has a lower activity</li> <li>• pepsin works at a lower pH</li> <li>• pepsin works within a narrower pH range</li> <li>• the optimum pH of pepsin is lower</li> </ul>	ORA Accept: pepsin works in acidic conditions	(2)
(iv)	<p>A explanation linking the following points</p> <ul style="list-style-type: none"> <li>• it is less active/activity only 6 arbitrary units (1)</li> <li>• (starting to) denature (1)</li> <li>• active site is changing shape (1)</li> <li>• cannot bind to its substrate as well at this pH (1)</li> </ul>	Accept: reference to pH9 being the optimum/pH11 is not the optimum	(2)

## Physics questions

### Q1.

(a) 50

1

Hz / hertz

*allow Hertz*

1

(b) (both) switches need to be closed / on

1

to complete the series circuit

**or**

to allow charge to flow

**or**

so there is a current in the circuit

1

(c)

*an answer of 7.5 (A) scores 3 marks*

*an answer of 0.237(A) scores 2 marks*

$$1800 = I^2 \times 32$$

*this mark may be awarded if P is incorrectly or not converted*

1

$$I^2 = \frac{1800}{32}$$

or

$$I^2 = 56.25$$

*this mark may be awarded if P is incorrectly or not converted*

1

$$I = 7.5 \text{ (A)}$$

*this answer only*

1

(d)

*an answer of 300 (s) scores 3 marks  
an answer of 300 000 (s) scores 2 marks*

$$1500 = \frac{450\,000}{t}$$

*this mark may be awarded if P is incorrectly or not converted*

1

$$t = \frac{450\,000}{1500}$$

*this mark may be awarded if P is incorrectly or not converted*

1

$$t = 300 \text{ (s)}$$

*this answer only*

1

[10]

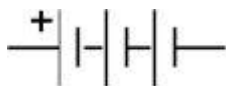
## Q2.

(a) correct circuit symbol

1

3 cells joined in series in correct orientation

e.g.



*ignore absence of + symbol*

1

- (b)  $R = \frac{12}{1.6}$  1
- $R = 7.5 (\Omega)$  1
- an answer of 7.5 ( $\Omega$ ) scores 2 marks*
- (c) 4.0 ( $\Omega$ ) 1
- allow their answer to part (b) – 3.5 correctly calculated*
- (d) it decreases 1
- the current would be higher (for the same p.d.)  
*reason only scores if correct box is chosen*
- or**  
more than one path for charge to flow  
*allow current for charge*
- or**  
total resistance is always less than the smallest individual resistance 1
- [7]**

## Chemistry questions

### Q1.

- (b) Temperature rise = 20.1
- $q = 50.0 \times 4.18 \times 20.1 = 4201 \text{ (J)}$  1
- Mass of alcohol burned = 0.54 g and  $M_r$  alcohol = 100.0
- $\therefore$  mol of alcohol =  $n = 0.54 / 100 = 0.0054$  1
- Heat change per mole =  $q / 1000n$  **OR**  $q / n$
- = 778 kJ mol<sup>-1</sup> **OR** 778 000 J mol<sup>-1</sup> 1
- $\Delta H = -778 \text{ kJ mol}^{-1}$  **OR**  $-778 \text{ 000 J mol}^{-1}$

*M4 is for answer with negative sign for exothermic reaction*

*Units are tied to the final answer and must match*

- |  |            |
|--|------------|
|  | 1          |
| (c) Less negative than the reference   | 1          |
| Heat loss <b>OR</b> incomplete combustion <b>OR</b> evaporation of alcohol <b>OR</b> heat transferred to beaker not taken into account | 1          |
| (d) Water has a known density (of $1.0 \text{ g cm}^{-3}$ )  | 1          |
| Therefore, a volume of $50.0 \text{ cm}^3$ could be measured out   | 1          |
|  | <b>[9]</b> |

## Highly recommended content

### Calculating Rate

#### Practise Questions

**Q1.** Calculate the rate of reaction of the enzyme at 4 minutes at

i)  $20^\circ\text{C}$

1.6

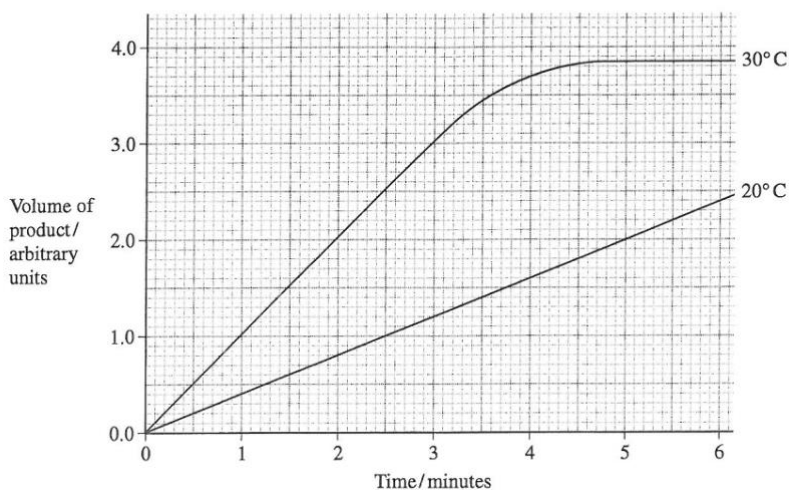
4 = 4

ii)  $30^\circ\text{C}$

3.7 - 2.2

4 = 0.37

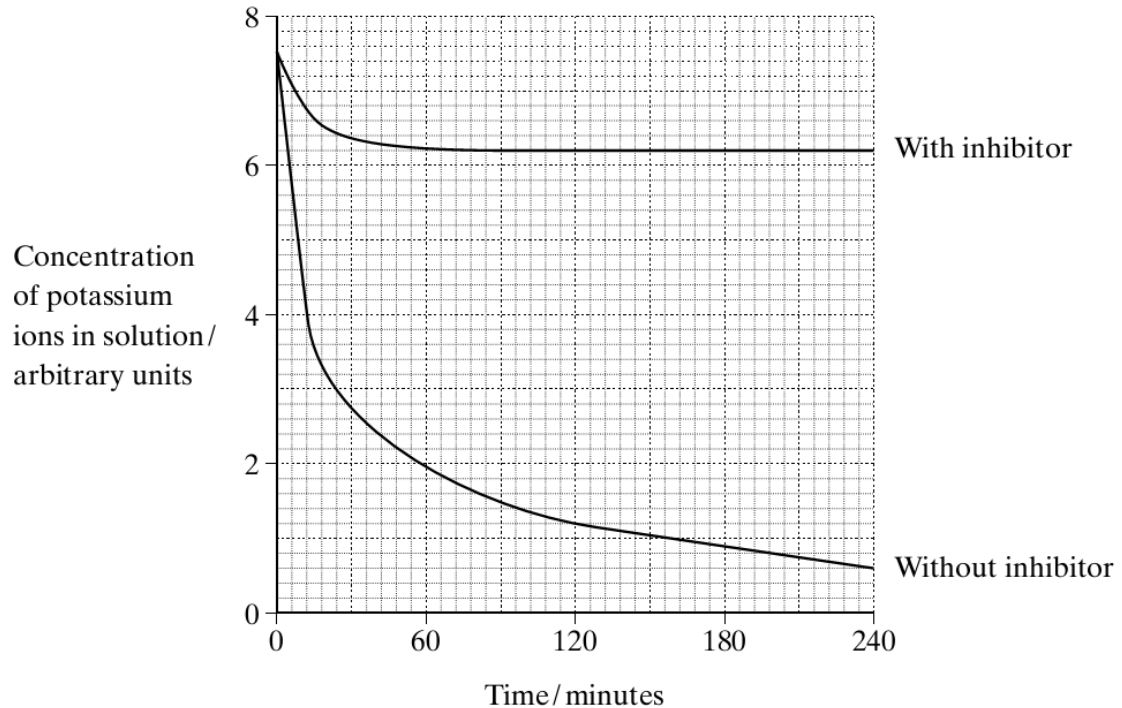
- 4 (a) A student carried out an investigation into the volume of product formed in an enzyme-controlled reaction at two different temperatures. Temperature was the only variable that was changed. The graph shows the results.





**Q2.**

Two samples of the roots of pea plants were placed in solutions containing potassium ions. An inhibitor to prevent respiration was added to one solution. The concentrations of potassium ions in the two solutions were measured at regular intervals. The graph shows the results.



- i) Calculate the initial rate of uptake of potassium ions without inhibitor.

$$\frac{7.4 - 0}{12} = 0.62 \text{ AUmin}^{-1}$$

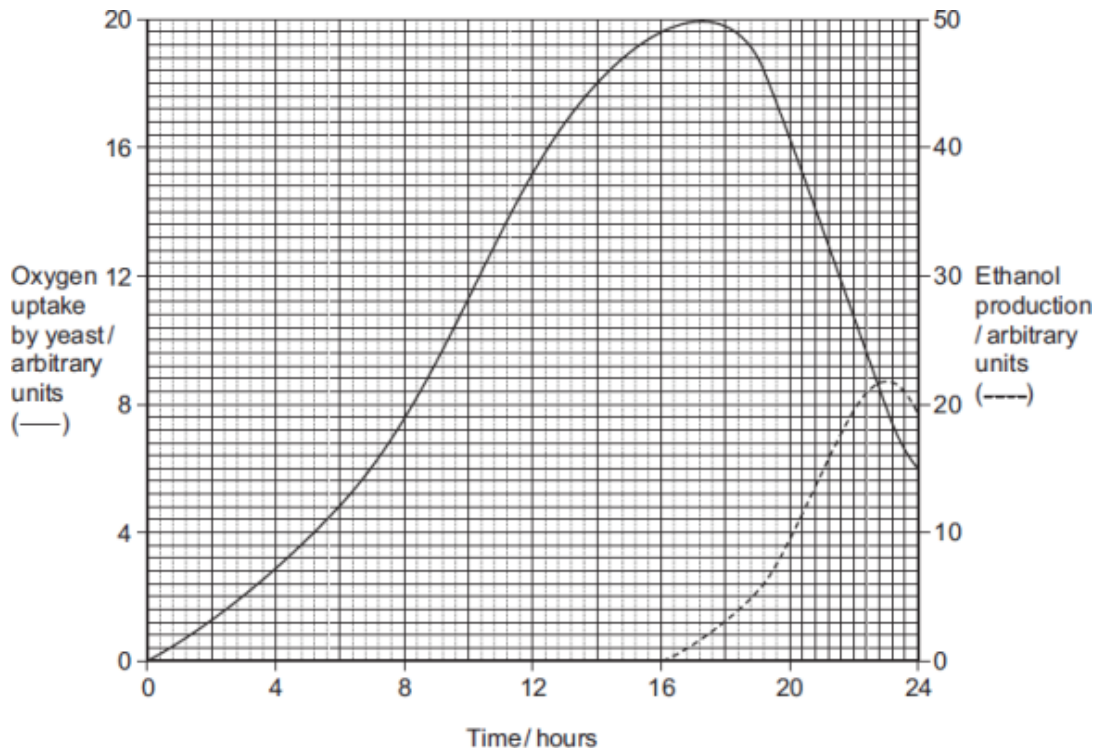
12

(1)

- ii) Calculate the rate of uptake of potassium ions without inhibitor at 60 minutes.

$$\frac{3 - 0}{156} = 0.02 \text{ AUmin}^{-1}$$

Q3. Yeast is a single-celled organism. A student investigated respiration in a population of yeast growing in a sealed container. His results are shown in the graph.



(a) Calculate the rate of oxygen uptake in arbitrary units per hour between 2 and 4 hours.

$$\frac{2.8 - 1.2}{2 - 2} = 0.8$$

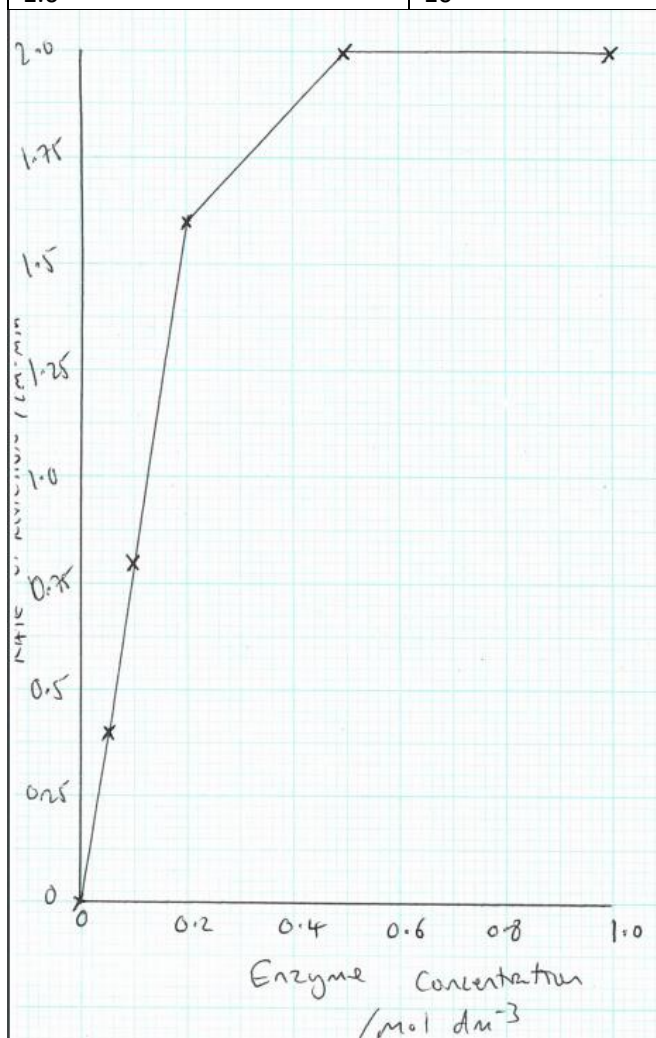
Answer ..... arbitrary units per hour

## Practical Skills

1. The enzyme catalase reacts with hydrogen peroxide to produce oxygen.
  - a) Calculate the rate of reaction and fill in the table.
  - b) Plot a graph of concentration against rate.
  - c) Describe your results

As concentration of enzyme increases, the rate of reaction increases up to 0.5 mol dm<sup>-3</sup> after this the rate levels off.

Concentration of Enzyme / mol dm <sup>-3</sup>	Volume of oxygen produced in 5 minutes / cm <sup>3</sup>	Rate of reaction / cm <sup>3</sup> min <sup>-1</sup>
0	0	0
0.05	2	0.4
0.1	4	0.8
0.2	8	1.6
0.5	10	2.0
1.0	10	2.0



2. Use the information on burning fuels to answer the following:

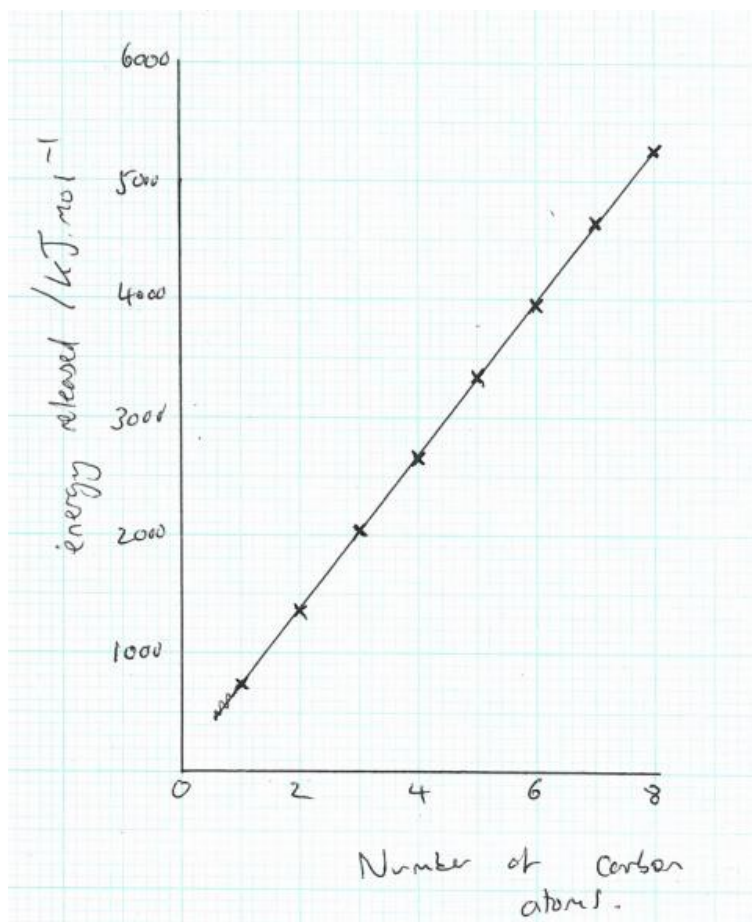
alcohol	number of carbon atoms	energy released (kJ/mol)
methanol	1	726
ethanol	2	1367
propanol	3	2021
butanol	4	2676
pentanol	5	3329
hexanol	6	3984
heptanol	7	4638
octanol	8	5294

a. Draw a graph of number of carbon atoms against energy released.

b. Describe the trend seen.

Linear / positive correlation between the number of carbon atoms and energy released. As the number of carbon atoms increases the energy released increases. Directly proportional.

c. Carry out research to explain the trend seen.



3.

### Data Analysis

### Physics: I-V Graphs

### Electrical Circuits

Case Study A

Power of the light bulb (W)	Resistance of the LDR ( $\Omega$ )
20	4000
40	1700
60	1000
80	700
100	500

Case Study B

Distance from lamp to LDR (cm)	Resistance of the LDR ( $\Omega$ )			
	Trial 1	Trial 2	Trial 3	Mean
10	171	172	170	171
11	166	166	167	166
12	162	159	162	161
13	157	169	156	157
14	154	153	156	154

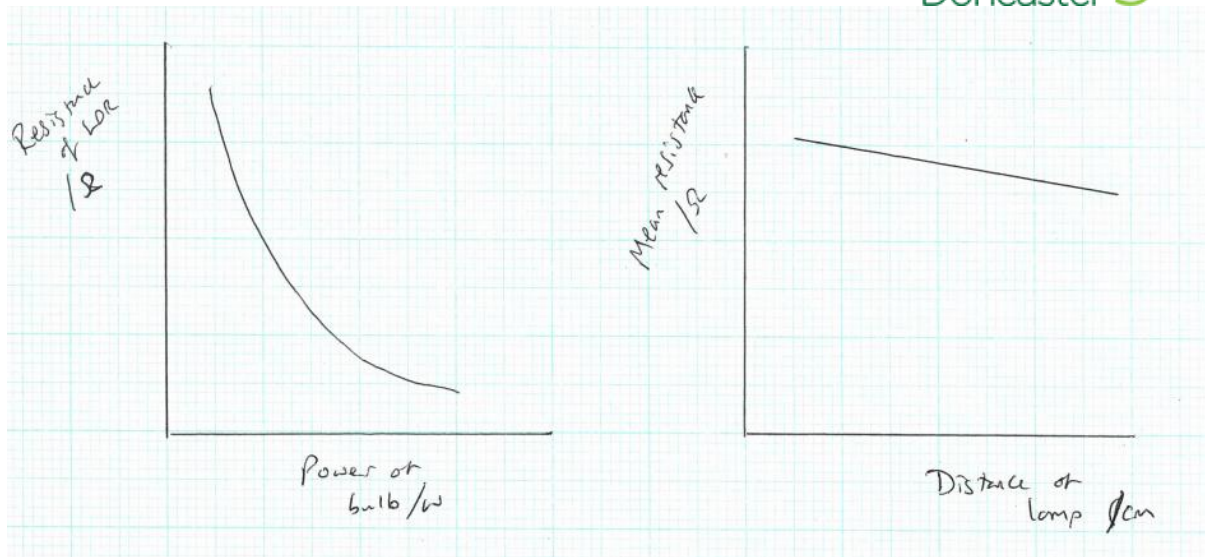
Based on the data that has been collected what hypothesis could the students have been investigating?

---



---

Draw a sketch graph of the results in Case Studies A and B.



Look at Case Study A. What conclusion can be made from the results? Give examples from the data.

---



---

Look at Case Study A. What would be an appropriate control variable for this experiment?

---

Look at Case Study B. What was the range of the independent variable?

---

Is this a suitable value for the range? Explain your answer.

---



---

Look at Case Studies A and B. Explain whether or not the results in Case Studies A and B are comparable. To gain full marks, your explanation should include appropriate examples from the results in Case Studies A and B.

---



---



---

How could the results from this investigation be useful?

---